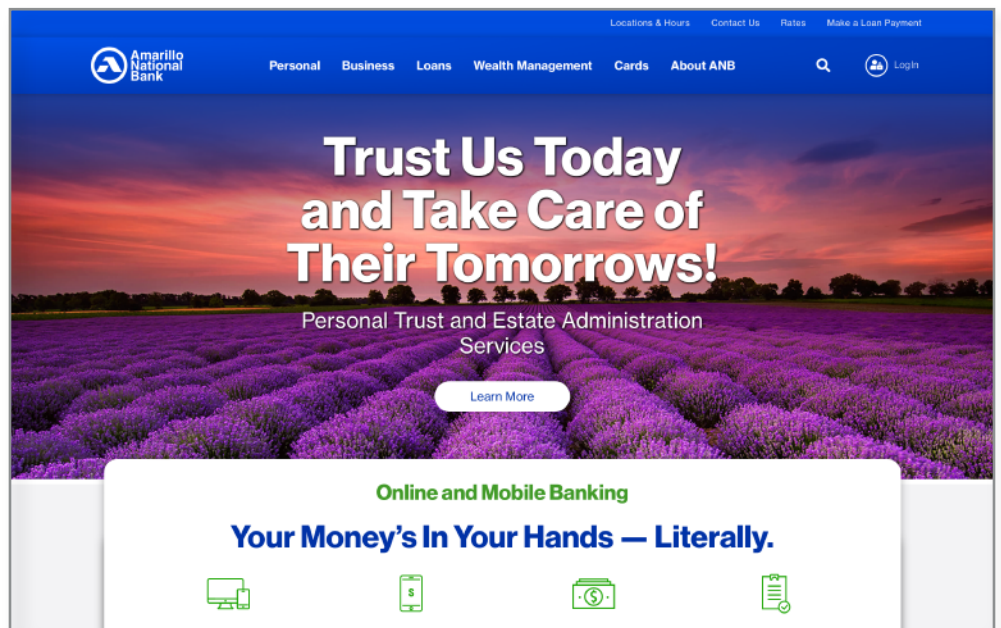


How to Login on a Desktop

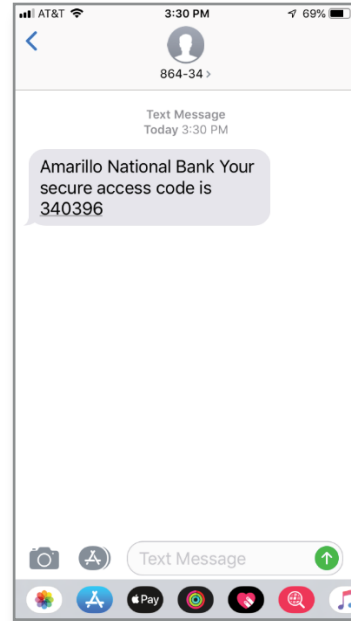
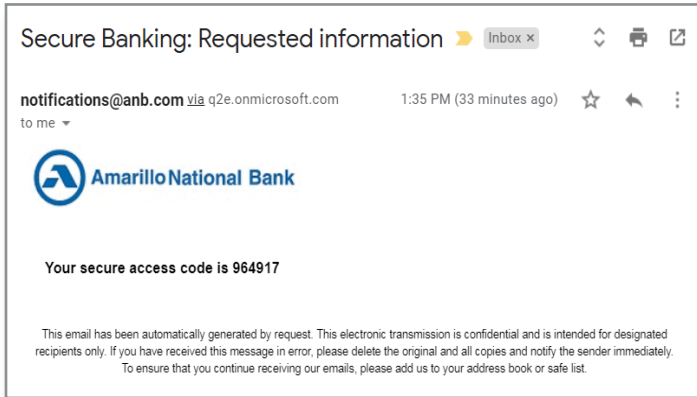
1. Enter Username and Password, click Log In.




2. Select how you would like to receive your Secure Access Code.

A screenshot of the Amarillo National Bank login page. At the top is the bank's logo. Below it, the text 'Please select a contact method:' is centered. There are six blue buttons stacked vertically, each with a white text label: 'I have a Secure Access Code', 'E-mail me : cara.XXXXXX@aXX.com', 'Call me : (XXX) XXX-8000', 'Text me : (XXX) XXX-8000', 'Call me : (XXX) XXX-3518', and 'Text me : (XXX) XXX-3518'. At the bottom center is a white button with the text 'Back'.

3. The most common choices are to select Text Me or E-mail Me.



4. Enter Secure Access Code, click Submit.



5. Reset password only displays if a temporary password was given.

